

**ABBYY**



# ABBYY Vantage

Form 1099-G, Certain Government  
Payments Document Skill Guide

**Table of Contents**

**About ABBYY Vantage ..... 3**

**Form 1099-G, Certain Government Payments - Document Skill ..... 3**

    Countries and Languages ..... 4

    Extracted Fields ..... 4

    Key Fields ..... 5

**Using a Skill in ABBYY Vantage ..... 6**

## About ABBYY Vantage


ABBYY Vantage is a comprehensive Content Intelligence platform that provides AI-powered cognitive services and pre-trained and trainable skills that can "understand" business documents and extract actionable data and insights.

This no-code / low-code platform makes today's digital worker and processes smarter and empowers the new citizen developer to accelerate digital transformation initiatives and expand automation to new processes in a fast and simple way, making an immediate impact on business results and customer experience.

### Types of documents that can be processed with Vantage

Vantage is capable of processing structured, semi-structured, and unstructured documents in a variety of input formats and languages.

- **Structured documents** are documents which always include the exact type of information in the exact same locations. One example of structured documents are pre-formatted forms.
- **Semi-structured documents** are documents which generally include the same or similar information, but in each document the location, size, and number of fields may vary from document to document. Examples of semi-structured documents are bills, payment orders, and invoices.
- **Unstructured documents** are documents which consist of continuous text. Required information is usually located inside a sentence that can be on any page of the document. Examples of unstructured documents are contracts, lease agreements, and e-mail messages.

 **Note:** Use Advanced Designer to create skills for extracting data from unstructured documents.

The Vantage platform comes with a set of built-in skills, which can extract data from certain document types out-of-the-box (i.e. invoices, purchase orders, receipts, bills of lading, delivery notes). These skills can be adjusted according to specific requirements and further trained based on customer-specific documents.

Vantage users have also the option to design and train a completely new Document skill, Classification skill, and/or Process skill based on their own document set.

## Form 1099-G, Certain Government Payments - Document Skill

The **Form 1099-G, Certain Government Payments** skill extracts data from Forms 1099-G, which are annual reports about various payments carried out by federal, regional, and municipal government agencies. This report is provided to both the US Internal Revenue Service (IRS) and each recipient of such payments. The agency has to compile a separate report for each such recipient. This form is also filled out by government agencies when they receive payments for loans provided by the Commodity Credit Corporation (CCC).

The Form 1099-G, Certain Government Payments skill is a preview skill. It has been trained on a small document set and is intended to be used by citizen developers as a quick-start basis for processing Forms 1099-G. The skill may require further training on your specific documents in order to be used in production scenarios.

## Countries and Languages

Countries	Languages
USA	English

## Extracted Fields

Field	Description
Void	Specifies that the processed form should be annulled.
Corrected	Specifies that the processed form is being submitted to correct data provided earlier.
Year	The reporting fiscal year.
Payer Details	The name, address, and phone number of the payer.
Name	
Street	
City	
State	
ZIP Code	
Country	
Phone	
Payer's TIN	The tax identification number assigned to the payer.
Recipient's TIN	The tax identification number assigned to the recipient of the payments.
Recipient Details	The name and address of the payment recipient.
Name	
Street	
City	
State	
ZIP Code	
Country	
Account Number	The unique number used by the payer to identify the payment recipient.

Field	Description
Unemployment Compensation	The total amount of unemployment compensation payments paid out to the recipient before tax.
State or Local Income Tax Refunds, Credits or Offsets	The total amount of all payments paid out as part of taxable refunds, credits, or offsets of state or local income taxes.
Box 2 Amount is for Tax Year	Specifies the fiscal year for which the payments listed in field 2 were made. This field is filled in only if this fiscal year is different from the reporting fiscal year.
Federal Income Tax Withheld	The total amount withheld as federal income tax.
RTAA Payments	The total amount of all payments carried out as part of the Reemployment Trade Adjustment Assistance (RTAA) program (only if at least 600 USD in total).
Taxable Grants	The total amount of taxable grants provided.
Agriculture Payments	The total amount of agriculture payments provided.
Box 2 is Trade or Business Income	Specifies that the payments listed in field 2 occurred as a result of trade or business income.
Market Gain	Payments received by the government agency for loans given out by the Commodity Credit Corporation (CCC).
State 1	State-specific payment information.
State 2	
State Identification Number 1	
State Identification Number 2	
State Income Tax Withheld 1	
State Income Tax Withheld 2	


## Key Fields

- Year
- Payer Details/Name
- Payer's TIN
- Recipient's TIN
- Recipient Details/Name
- Account Number

- Unemployment Compensation
- State or Local Income Tax Refunds, Credits or Offsets

## Using a Skill in ABBYY Vantage

To use a skill in ABBYY Vantage, you need to import it to your **Skill Catalog**.

To import a skill, open the **Skill Catalog** and click the  **Import** button in the toolbar. In the dialog box that will open, specify a path to the archive that contains the skill you are importing.


This skill will be uploaded to your **Skill Catalog** and published.

If the chosen archive is larger than 2 GB, you will see a dialog box with a link to a shared folder and its credentials.

You should open this folder and upload the archive. The skill will be imported to Vantage automatically. The archive will then be deleted from the shared folder. All files uploaded to this folder afterwards will be transferred to the exception folder. Hence you may use this folder to import only one skill. The folder remains active for 14 days.

The version of the imported skill will be 1.0. If such a skill previously existed in the tenant and was deleted, the version number of the deleted skill will be incremented and assigned to the imported skill. The version number of the imported built-in skills is always the same as at the time of export.

If the skill you are importing already exists in your **Skill Catalog**, ABBYY Vantage will display a warning message and will ask whether you want to create a new version of the existing skill or save the new skill under a different name. If you choose the latter, the new skill will be called *<Imported skill name New>*.

 **Note:** Vantage supports the import of skills exported from Advanced Designer. However, such skills will only be trainable in Vantage if a Fast Learning activity was added to the document processing flow in Advanced Designer.

### Importing a Document skill with data catalogs

Data catalogs exported with a skill are imported according to the table below:

Does a catalog with the same name exist in your tenant?		Import of the catalog	Import of the data (if data was exported)
No		The catalog is imported.	The data is imported.
Yes	The set of columns and their types are the same.	The catalog is not imported.	The data is imported. Previous data in the catalog is lost.
	The set of columns and/or their types differ.	The catalog is imported with the name <Catalog_name Skill_name>.	The data is imported.

### Importing a Process skill


If you import a Process skill that was exported without referenced skills, you have to make sure that all the referenced skills exist in the **Skill Catalog**. If necessary, such skills should be imported before the Process

skill, otherwise you'll get an error when importing the Process skill.


If you import a Process skill that was exported with referenced skills, they will be imported as follows:


- If such a skill exists in the Catalog, it will not be imported. The skill from the Catalog will be used, even if the skill in the import archive has a newer version.
- If a skill with the same name exists in the Catalog, the skill will be imported and renamed. The link in the Process skill will be updated.

If the imported skill has shared folder import set up, this feature needs to be enabled manually after the import.

 **Note:** The availability of this feature depends on the user's role. For more information about roles, see Role-Based Access Control.

To publish a skill:

1. Select one by left-clicking it and then click  **Publish** in the toolbar. This will open the Skill Designer's **Publish** tab, where you will have to fill out some information.
2. Click the **Publish Skill** button either at the bottom of the Skill Designer window or in the **Actions** pane.

 **Note:** The availability of this feature depends on the user's role. For more information about roles, see Role-Based Access Control.

You can start using a skill right away or try it out on your documents first. To try out a skill, click the **Try** button in the **Skill Catalog**.

For more information on importing, publishing, or trying out skills, please refer to the ABBYY Vantage Skill Catalog Guide.

If a skill does not fully meet your processing requirements, you can edit it to suit your needs. For detailed instructions, please refer to the ABBYY Vantage Skill Designer Guide.

ABBYY Vantage © 2024 ABBYY Development, Inc.

ABBYY, ABBYY Vantage, Vantage are either registered trademarks or trademarks of ABBYY Development Inc. and/or its affiliates in the USA or other countries. These designations can also be logos, product or company names (or part of any of the above) of ABBYY Development Inc. and/or its affiliates and may not be used without consent of their respective owners.

Information in this document is subject to change without notice and does not bear any commitment on the part of ABBYY.

The software described in this document is supplied under a license agreement. The software may only be used or copied in strict accordance with the terms of the agreement. It is a breach of the United States copyright law and international laws to copy the software onto any medium unless specifically allowed in the license agreement or nondisclosure agreements.

No part of this document may be reproduced or transmitted in any form or by any means, electronic or other, for any purpose, without the express written permission of ABBYY.