

ABBYY



ABBYY Vantage

Business Card Document Skill Guide

Table of Contents

About ABBYY Vantage 3

Business Card - Document Skill 3

 Supported Languages 3

 Extracted Fields 4

 Key Fields 5

Using a Skill in ABBYY Vantage 5

About ABBYY Vantage

ABBYY Vantage is a comprehensive Content Intelligence platform that provides AI-powered cognitive services and pre-trained and trainable skills that can "understand" business documents and extract actionable data and insights.

This no-code / low-code platform makes today's digital worker and processes smarter and empowers the new citizen developer to accelerate digital transformation initiatives and expand automation to new processes in a fast and simple way, making an immediate impact on business results and customer experience.

Types of documents that can be processed with Vantage

Vantage is capable of processing structured, semi-structured, and unstructured documents in a variety of input formats and languages.

- **Structured documents** are documents which always include the exact type of information in the exact same locations. One example of structured documents are pre-formatted forms.
- **Semi-structured documents** are documents which generally include the same or similar information, but in each document the location, size, and number of fields may vary from document to document. Examples of semi-structured documents are bills, payment orders, and invoices.
- **Unstructured documents** are documents which consist of continuous text. Required information is usually located inside a sentence that can be on any page of the document. Examples of unstructured documents are contracts, lease agreements, and e-mail messages.



Note: Use Advanced Designer to create skills for extracting data from unstructured documents.

The Vantage platform comes with a set of built-in skills, which can extract data from certain document types out-of-the-box (i.e. invoices, purchase orders, receipts, bills of lading, delivery notes). These skills can be adjusted according to specific requirements and further trained based on customer-specific documents.

Vantage users have also the option to design and train a completely new Document skill, Classification skill, and/or Process skill based on their own document set.

Business Card - Document Skill

The **Business Card** and **Business Card CJK** skills extract data from business cards, which are documents used to share information about a company and/or individual. A business card includes the name of the individual, the name of the company or business, and contact information

The Business Card and Business Card CJK skills are preview skills. They have been trained on a small document set and are intended to be used by citizen developers as a quick-start basis for processing business cards. These skills may require further training on your specific documents in order to be used in production scenarios.

Supported Languages

Languages supported by the Business Card skill:

- English
- German

- French
- Spanish
- Italian
- Portuguese

Languages supported by the Business Card CJK skill:

- Chinese Simplified
- Chinese Traditional
- Korean
- Japanese

Extracted Fields

Field		Description
Name		The name of the individual.
Name Components	First Name	Parts of the individual's name.
	Last Name	
	Middle Name	
	Extra Name	
	Degree	
	Title	
Company		The name of the organization.
Department		The department of the organization.
Official Position		The position of the individual in the organization.
ZIP		The ZIP code of the organization.
Address		The business address of the organization.
Phone		The phone number of the organization.
Fax		The fax number of the organization.
Mobile		The phone number of the individual.
E-Mail		The e-mail address of the individual.


Field	Description
URL	The website of the organization.

Key Fields

- Name
- Company
- Official Position
- E-Mail

Using a Skill in ABBYY Vantage

To use a skill in ABBYY Vantage, you need to import it to your **Skill Catalog**.

To import a skill, open the **Skill Catalog** and click the  **Import** button in the toolbar. In the dialog box that will open, specify a path to the archive that contains the skill you are importing.


This skill will be uploaded to your **Skill Catalog** and published.

If the chosen archive is larger than 2 GB, you will see a dialog box with a link to a shared folder and its credentials.

You should open this folder and upload the archive. The skill will be imported to Vantage automatically. The archive will then be deleted from the shared folder. All files uploaded to this folder afterwards will be transferred to the exception folder. Hence you may use this folder to import only one skill. The folder remains active for 14 days.

The version of the imported skill will be 1.0. If such a skill previously existed in the tenant and was deleted, the version number of the deleted skill will be incremented and assigned to the imported skill. The version number of the imported built-in skills is always the same as at the time of export.

If the skill you are importing already exists in your **Skill Catalog**, ABBYY Vantage will display a warning message and will ask whether you want to create a new version of the existing skill or save the new skill under a different name. If you choose the latter, the new skill will be called *<Imported skill name New>*.

 **Note:** Vantage supports the import of skills exported from Advanced Designer. However, such skills will only be trainable in Vantage if a Fast Learning activity was added to the document processing flow in Advanced Designer.

Importing a Document skill with data catalogs

Data catalogs exported with a skill are imported according to the table below:

Does a catalog with the same name exist in your tenant?		Import of the catalog	Import of the data (if data was exported)
No		The catalog is imported.	The data is imported.
Yes	The set of columns and	The catalog is not imported.	The data is imported. Previous

Does a catalog with the same name exist in your tenant?	Import of the catalog	Import of the data (if data was exported)
	their types are the same.	data in the catalog is lost.
	The set of columns and/or their types differ.	The data is imported.


Importing a Process skill

If you import a Process skill that was exported without referenced skills, you have to make sure that all the referenced skills exist in the **Skill Catalog**. If necessary, such skills should be imported before the Process skill, otherwise you'll get an error when importing the Process skill.


If you import a Process skill that was exported with referenced skills, they will be imported as follows:


- If such a skill exists in the Catalog, it will not be imported. The skill from the Catalog will be used, even if the skill in the import archive has a newer version.
- If a skill with the same name exists in the Catalog, the skill will be imported and renamed. The link in the Process skill will be updated.

If the imported skill has shared folder import set up, this feature needs to be enabled manually after the import.

 **Note:** The availability of this feature depends on the user's role. For more information about roles, see Role-Based Access Control.

To publish a skill:

1. Select one by left-clicking it and then click  **Publish** in the toolbar. This will open the Skill Designer's **Publish** tab, where you will have to fill out some information.
2. Click the **Publish Skill** button either at the bottom of the Skill Designer window or in the **Actions** pane.

 **Note:** The availability of this feature depends on the user's role. For more information about roles, see Role-Based Access Control.

You can start using a skill right away or try it out on your documents first. To try out a skill, click the **Try** button in the **Skill Catalog**.

For more information on importing, publishing, or trying out skills, please refer to the ABBYY Vantage Skill Catalog Guide.

If a skill does not fully meet your processing requirements, you can edit it to suit your needs. For detailed instructions, please refer to the ABBYY Vantage Skill Designer Guide.

ABBYY Vantage © 2024 ABBYY Development, Inc.

ABBYY, ABBYY Vantage, Vantage are either registered trademarks or trademarks of ABBYY Development Inc. and/or its affiliates in the USA or other countries. These designations can also be logos, product or company names (or part of any of the above) of ABBYY Development Inc. and/or its affiliates and may not be used without consent of their respective owners.

Information in this document is subject to change without notice and does not bear any commitment on the part of ABBYY.

The software described in this document is supplied under a license agreement. The software may only be used or copied in strict accordance with the terms of the agreement. It is a breach of the United States copyright law and international laws to copy the software onto any medium unless specifically allowed in the license agreement or nondisclosure agreements.

No part of this document may be reproduced or transmitted in any form or by any means, electronic or other, for any purpose, without the express written permission of ABBYY.