

ABBYY



ABBYY Vantage

Air Waybill Document Skill Guide

Table of Contents

About ABBYY Vantage 3

Air Waybill - Document Skill 3

 Supported Languages 3

 Extracted Fields 4

 Key Fields 7

 Validation Rules 8

Using a Skill in ABBYY Vantage 9

About ABBYY Vantage


ABBYY Vantage is a comprehensive Content Intelligence platform that provides AI-powered cognitive services and pre-trained and trainable skills that can "understand" business documents and extract actionable data and insights.

This no-code / low-code platform makes today's digital worker and processes smarter and empowers the new citizen developer to accelerate digital transformation initiatives and expand automation to new processes in a fast and simple way, making an immediate impact on business results and customer experience.

Types of documents that can be processed with Vantage

Vantage is capable of processing structured, semi-structured, and unstructured documents in a variety of input formats and languages.

- **Structured documents** are documents which always include the exact type of information in the exact same locations. One example of structured documents are pre-formatted forms.
- **Semi-structured documents** are documents which generally include the same or similar information, but in each document the location, size, and number of fields may vary from document to document. Examples of semi-structured documents are bills, payment orders, and invoices.
- **Unstructured documents** are documents which consist of continuous text. Required information is usually located inside a sentence that can be on any page of the document. Examples of unstructured documents are contracts, lease agreements, and e-mail messages.

 **Note:** Use Advanced Designer to create skills for extracting data from unstructured documents.

The Vantage platform comes with a set of built-in skills, which can extract data from certain document types out-of-the-box (i.e. invoices, purchase orders, receipts, bills of lading, delivery notes). These skills can be adjusted according to specific requirements and further trained based on customer-specific documents.

Vantage users have also the option to design and train a completely new Document skill, Classification skill, and/or Process skill based on their own document set.

Air Waybill - Document Skill

The **Air Waybill** skill extracts data from air waybills. An air waybill is a document issued by an air carrier and listing the goods being shipped, together with the details of the sender, the recipient, and the carrier. It accompanies the goods conveyed and is a contract between the carrier and the shipper, but it is not a document of title to the goods.

The Air Waybill skill is a production skill. It has been fully trained on a large document set and provides high accuracy of data identification and extraction. The skill is ready to be used in production and does not require further training on your specific documents.

Supported Languages

- English

Extracted Fields

Field		Description
Shipper	Account Number	The shipper's account number.
	Name	The shipper's name.
	Address	The shipper's address.
	Country	The shipper's detailed address.
	State or Province	
	City	
	Postal Code	
	Street	
	Tax ID	The shipper's international tax identification number.
Consignee	Account Number	The consignee's account number.
	Name	The consignee's name.
	Address	The consignee's address.
	Country	The consignee's detailed address.
	State or Province	
	City	
	Postal Code	
	Street	
	Tax ID	The consignee's international tax identification number.
Carrier's agent	Account Number	The carrier's account number.
	IATA code	The carrier's identification number.
	Name	The carrier's name.
	Address	The carrier's address.
	Country	The carrier's detailed address.
	State or Province	

Field		Description
	City	
	Postal Code	
	Street	
	Tax ID	The carrier's international tax identification number.
Airline	Name	The name of the airline engaged to carry the goods.
	Address	The airline's address.
	Country	The airline's detailed address.
	State or Province	
	City	
	Postal Code	
	Street	
Air Waybill Number	MAWB number	The master air waybill number.
	HAWB number	The house air waybill number.
Air Waybill Date		The date of the air waybill.
Airport of Departure	Airport Code	Information about the airport of departure. If the air waybill contains the airport code even though other information it contains about it is incomplete, the other fields will be filled in based on the code.
	City	
	Country	
	Name	
Airport of Destination	Airport Code	Information about the airport of destination. If the air waybill contains the airport code even though other information it contains about it is incomplete, the other fields will be filled in based on the code.
	City	
	Country	
	Name	
Flight and Date (repeating group)	Flight	The number of the flight carrying the goods.
	Flight Date	The date of the flight carrying the goods.
Declared Value for Carriage		The value of the cargo declared to the carrier.

Field		Description
Declared Value for Customs		The value of the cargo declared to the customs.
Amount of Insurance		The amount of the insurance coverage on the goods.
Currency		The currency of the air waybill.
Line Items (repeating group)	Quantity	The number of pieces.
	Quantity UoM	The unit of measurement used for the goods (pieces, packs, etc.).
	Gross Weight (Kg)	The weight of the goods in kilograms.
	Gross Weight (Lb)	The weight of the goods in pounds.
	Rate Class	The rate class of the goods.
	Commodity Item No.	The code of the goods.
	Chargeable Weight	The chargeable weight of the goods.
	Rate or Charge	Additional charges (master air waybill only).
	Total	The total amount of charges (master air waybill only).
	Length	The length of the package.
	Width	The width of the package.
	Height	The height of the package.
	Dimensions UoM	The unit of measurement used for the dimensions.
Description		A description of the goods.
Commodity Item No.		The code of the goods.
Dimensions (repeating group)	Length	The length of the package.
	Width	The width of the package.
	Height	The height of the package.
	Dimensions UoM	The unit of measurement used for the dimensions.
Totals	Total Quantity	The total number of pieces.
	Total Quantity UoM	The unit of measurement used for the goods (pieces, packs, etc.).

Field		Description
	Total Weight	The total weight of the goods.
	Total Weight UoM	The unit of measurement used for the weight.
	Total Chargeable Weight	The total chargeable weight of the goods.
	Rate or Charge	Additional charges.
	Total	The sum of the Total fields in the Line Items group.
	Volume	The volume of the goods.
	Volume UoM	The unit of measurement used for the volume.
Charges	Weight Charges	The sum indicated in the air waybill exclusive of any additional charges.
	Valuation Charges	Additional charges imposed on the shipper if the declared value of the cargo exceeds the carrier's insurance coverage.
	Tax	The taxes as stated in the air waybill.
	Pickup Charge	The pickup charge for the goods.
	Freight Advance	The amount paid as advance freight.
	Total Prepaid	The prepaid amount, including all the additional charges.
	Total Collect	The amount payable upon receipt.
	Other Charges	Additional charges (e.g. freight charges, origin handling charges, pickup charges, etc.). This is a repeating field.
	Total Other Charges	The total amount of additional charges. This is a repeating field.

Key Fields


- MAWB Number
- HAWB Number
- Date
- Airport of Departure/Code

- Shipper/Name

Validation Rules


Rule	Description
Check quantity total	Checks if the value in the Total Quantity field equals the sum of the values in the Quantity fields in the Line Items table, and displays an error if the values do not match. If the values are not the same, or some of the fields are missing, the rule prompts the user to populate fields with the calculated value.
Check weight total	Checks if the value in the Total Weight field equals the sum of the values in the Gross Weight fields in the Line Items table, and displays an error if the values do not match. If the values are not the same, or some of the fields are missing, the rule prompts the user to populate fields with the calculated value.
Check chargeable weight total	Checks if the value in the Total Chargeable Weight field equals the sum of the values in the Chargeable Weight fields in the Line Items table, and displays an error if the values do not match. If the values are not the same, or some of the fields are missing, the rule prompts the user to populate fields with the calculated value.
Check table Total amount	Checks if the value in the Total field equals the value of the Weight Charges field in the Charges group and/or the sum of the values in the Total fields in the Line Items group. If the values do not match, the rule prompts the user to populate fields with the calculated value.
Copy Quantity UoM	If the main Total Quantity UoM field is empty, copies the values from the Quantity UoM fields in the Line Items group.
Copy Weight UoM	If the main Total Weight UoM field is empty, copies the values from the Weight UoM fields in the Line Items group.
Check Other Charges	Checks if the amount of all the additional charges equals the sum of the values in the Charges fields.
Check Total Prepaid or Total Collect	Checks if the total amount of all the charges and additional charges equals the value in the Total Prepaid or Total Collect field.

Rule	Description
Disambiguate Dates	Normalizes date text to date value. Ambiguous dates are assumed to be in European (date-month-year) format, as is the case on the majority of transport documents.
Process Currency	Moves currency information from money-type fields to the Currency field, if this field is empty and currency information is located elsewhere in the document. If information is absent or ambiguous, suggests possible currency values.
Process MAWB	<ul style="list-style-type: none"> • Converts the value in the MAWB number field into a sequence of 11 digits. • Checks that the value in MAWB number field is 11 characters long, with the last digit being the check digit. <p>This rule is only applied to master air waybills.</p>
Suggest Flight Date	If the value in the Flight Date field is not complete, suggests it using Air Waybill Date as reference in YYYY-MM-DD format.

Note: To fill in a field with the calculated value, click the  button in the value region of the appropriate field and select one of the suggestions from the drop-down list.

Using a Skill in ABBYY Vantage

To use a skill in ABBYY Vantage, you need to import it to your **Skill Catalog**.

To import a skill, open the **Skill Catalog** and click the  **Import** button in the toolbar. In the dialog box that will open, specify a path to the archive that contains the skill you are importing.

This skill will be uploaded to your **Skill Catalog** and published.

If the chosen archive is larger than 2 GB, you will see a dialog box with a link to a shared folder and its credentials.

You should open this folder and upload the archive. The skill will be imported to Vantage automatically. The archive will then be deleted from the shared folder. All files uploaded to this folder afterwards will be transferred to the exception folder. Hence you may use this folder to import only one skill. The folder remains active for 14 days.

The version of the imported skill will be 1.0. If such a skill previously existed in the tenant and was deleted, the version number of the deleted skill will be incremented and assigned to the imported skill. The version number of the imported built-in skills is always the same as at the time of export.

If the skill you are importing already exists in your **Skill Catalog**, ABBYY Vantage will display a warning message and will ask whether you want to create a new version of the existing skill or save the new skill

under a different name. If you choose the latter, the new skill will be called *<Imported skill name New>*.

Note: Vantage supports the import of skills exported from Advanced Designer. However, such skills will only be trainable in Vantage if a Fast Learning activity was added to the document processing flow in Advanced Designer.

Importing a Document skill with data catalogs

Data catalogs exported with a skill are imported according to the table below:

Does a catalog with the same name exist in your tenant?		Import of the catalog	Import of the data (if data was exported)
No		The catalog is imported.	The data is imported.
Yes	The set of columns and their types are the same.	The catalog is not imported.	The data is imported. Previous data in the catalog is lost.
	The set of columns and/or their types differ.	The catalog is imported with the name <i><Catalog_name Skill_name></i> .	The data is imported.

Importing a Process skill

If you import a Process skill that was exported without referenced skills, you have to make sure that all the referenced skills exist in the **Skill Catalog**. If necessary, such skills should be imported before the Process skill, otherwise you'll get an error when importing the Process skill.


If you import a Process skill that was exported with referenced skills, they will be imported as follows:

- If such a skill exists in the Catalog, it will not be imported. The skill from the Catalog will be used, even if the skill in the import archive has a newer version.
- If a skill with the same name exists in the Catalog, the skill will be imported and renamed. The link in the Process skill will be updated.

If the imported skill has shared folder import set up, this feature needs to be enabled manually after the import.

Note: The availability of this feature depends on the user's role. For more information about roles, see Role-Based Access Control.

To publish a skill:

1. Select one by left-clicking it and then click  **Publish** in the toolbar. This will open the Skill Designer's **Publish** tab, where you will have to fill out some information.
2. Click the **Publish Skill** button either at the bottom of the Skill Designer window or in the **Actions** pane.

Note: The availability of this feature depends on the user's role. For more information about roles, see Role-Based Access Control.

You can start using a skill right away or try it out on your documents first. To try out a skill, click the **Try** button in the **Skill Catalog**.

For more information on importing, publishing, or trying out skills, please refer to the ABBYY Vantage Skill Catalog Guide.

If a skill does not fully meet your processing requirements, you can edit it to suit your needs. For detailed instructions, please refer to the ABBYY Vantage Skill Designer Guide.

ABBYY Vantage © 2024 ABBYY Development, Inc.

ABBYY, ABBYY Vantage, Vantage are either registered trademarks or trademarks of ABBYY Development Inc. and/or its affiliates in the USA or other countries. These designations can also be logos, product or company names (or part of any of the above) of ABBYY Development Inc. and/or its affiliates and may not be used without consent of their respective owners.

Information in this document is subject to change without notice and does not bear any commitment on the part of ABBYY.

The software described in this document is supplied under a license agreement. The software may only be used or copied in strict accordance with the terms of the agreement. It is a breach of the United States copyright law and international laws to copy the software onto any medium unless specifically allowed in the license agreement or nondisclosure agreements.

No part of this document may be reproduced or transmitted in any form or by any means, electronic or other, for any purpose, without the express written permission of ABBYY.