

ABBYY Vantage

Custom Data Catalog Integration Solution

Developed By: Tanvi Sharma

Table of Contents

About Custom Data Catalog Integration Solution	3
Setting the solution.....	3
Importing the package	3
Using the Custom Data Catalog Process Skill	4
Customizing the solution	5

About Custom Data Catalog Integration Solution

The Custom Data Catalog Integration Solution streamlines workflows by seamlessly integrating data catalog records into business processes. It automates the retrieval of data based on specific, predefined conditions, ensuring that only relevant information is accessed when needed. This solution enhances operational efficiency by reducing manual intervention and optimizing task execution.

Fully customizable, it can be tailored to meet unique business needs, enabling smarter decision-making through real-time, accurate data access. It supports dynamic and intelligent data handling for improved process automation.

Setting the solution

To set up the solution, perform the following steps:

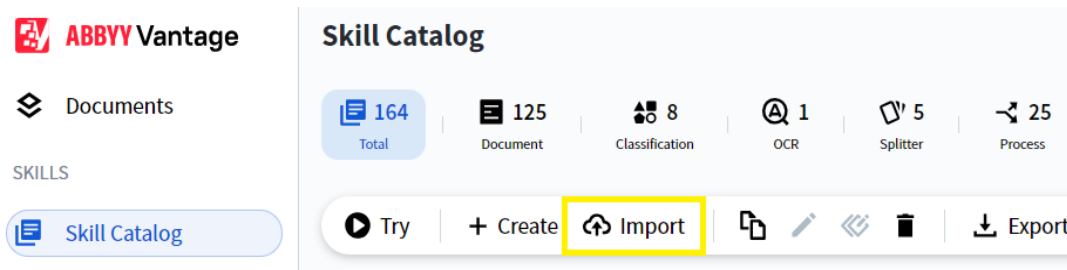
Importing the package

The custom activity package (.zip file) includes a process skill which has the custom activity:

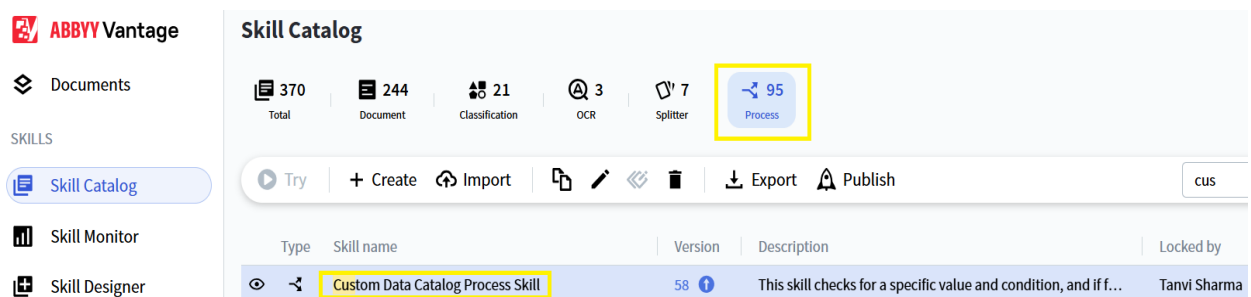
- Custom Data Catalog Process Skill.zip—Process skill designed to seamlessly integrate and retrieve records from custom data catalog.

To import the demo flows, do the following:

1. Download the Custom Data Catalog Process Skill.zip package.
2. Click Import, then Import Package.



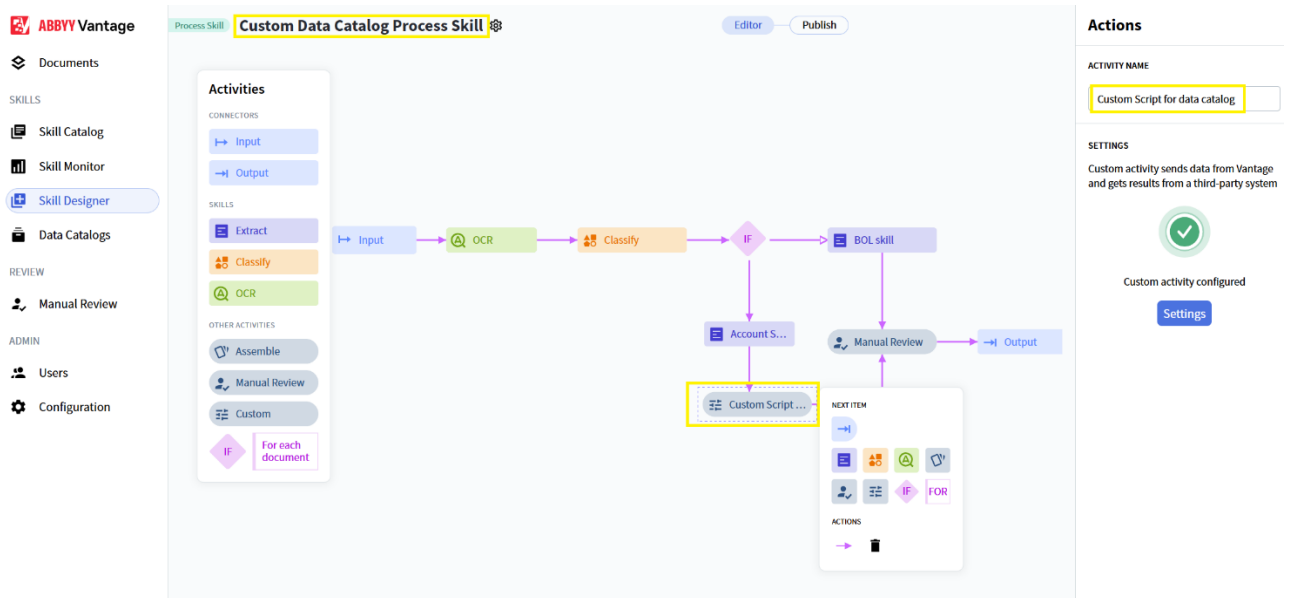
3. Select the downloaded ZIP package.
4. Click **Open**.
5. Once the Skill is imported, the Custom Data Catalog Process Skill process skill is available under the Process Skill tab.



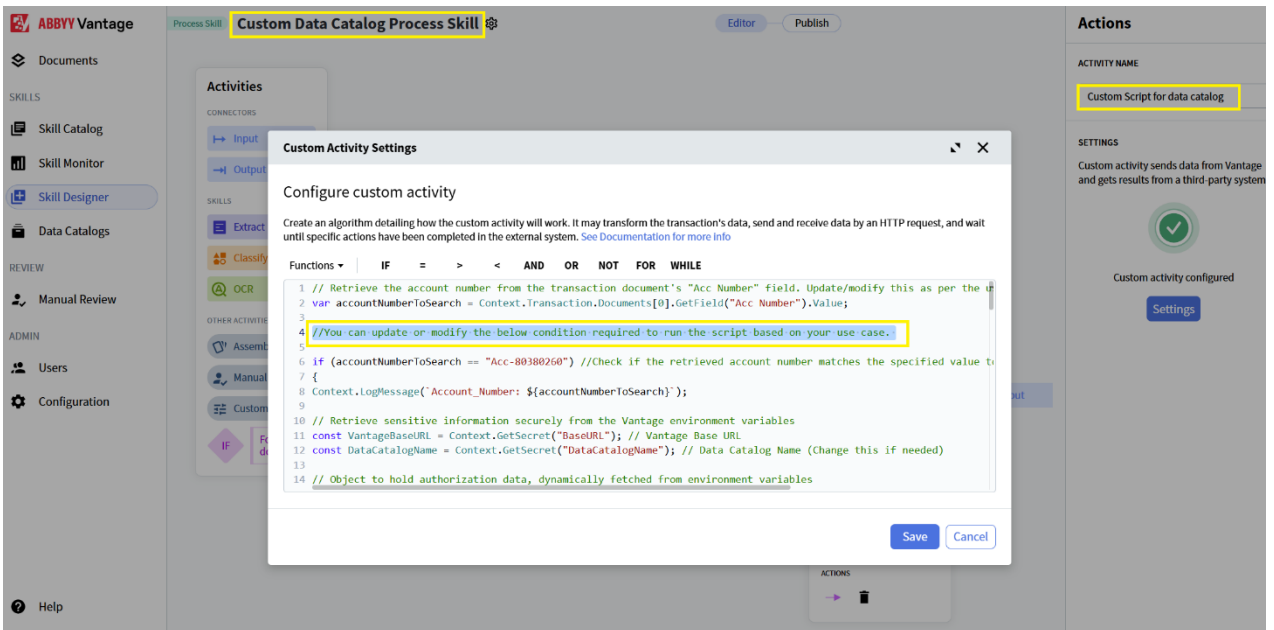
Using the Custom Data Catalog Process Skill

To use the Custom Data Catalog Process Skill, follow these steps:

- Open the **Custom Data Catalog Process Skill** in your environment.
- Modify the process as needed, such as updating the activity **"Custom Script for Data Catalog"** to align with your specific business requirements.



- In the activity **"Custom Script for Data Catalog"**, you can update or modify the condition required to run the script based on your use case.



- The custom activity **"Custom Script for Data Catalog"** contains the script used to fetch and process data from the catalog based on predefined conditions.
- In your document skill, disable the **Data Catalog** rule in the relevant field to avoid conflicts.

Customizing the solution

The data catalog retrieval process is highly flexible and can be tailored to various business requirements through script customization.

- To customize the process skill, you can add activities such as **"Classify"** or **"OCR"** before the custom activity **"Custom Script for Data Catalog"** to enhance data preparation.
- The script within the "Custom Script for Data Catalog" can be customized to include multiple conditions, allowing you to handle complex business logic. For instance, you can filter data based on fields such as Vendor, Tax ID, or Account Number.
- The script can be adjusted to dynamically extract and update multiple fields. You can include logic to process additional catalog fields and update corresponding document skill fields.
- To ensure business requirements and data integrity, the script can include logging and validation steps.